

INNOVATIVE PRODUCTS AND
SERVICE FOR CONSTRUCTION
PROJECTS AND AUTOMATIVE
SERVICE.



ARGGER CREATIVE WEAVE CO., LTD

Address: East Industrial Zone, Anping, Hebei, China

Mobile: +86-18931825899 (WhatsApp)

Tel: +86-318-5111380

Fax: +86-318-5111390

Skype: sales.boegger

E-mail: support@argger.com

Web: www.archro.com



www.archro.com

DECORATIVE PERFORATED METAL SHEETS

On the Forefront of Architectural Innovation

Argger Creative Weave Co., Ltd.

Decorative
Perforated Metal Panel
Catalog

01	About Argger
03	Brief Introduction
04	General Materials
05	General Specification
07	Hole Shapes
09	Hole Arrangement

16	Patterns
19	Open Area
20	Hole Finishing
20	Edge Finishing
21	Process
23	Application Field

About Argger


Argger Creative Weave Co., Ltd. located in Anping , Hebei, China, is a professional decorative metal sheets manufacturer. The factory was founded in 2000. The widest products ranging from perforated metal sheets, expanded metal sheets and so on.

As a manufacturing and trading combo, we own workshops of punching, laser cutting, metal expanding, welding and quality inspection department. As a result of our high quality products and outstanding customer service, we have gained a global sales network reaching to the USA, Middle-East, Europe and Africa etc.

Just send us your drawing and picture, we can individually tailor solutions for every customer. We have experienced foreign trade sales staff in our sales department. They can provide you with professional design & development services, so as to shift your concept into reality.

Brief Introduction


Perforated metal sheets



Perforated metal sheets are famous for its high strength-to-weight ratio. Today, these decorative punching panels have become the preferred choice for intricate and effective architectural designs. They are cost-efficient and aesthetic for acoustic applications, exterior or interior features. Artists love to apply these dynamic metal sheets to churches, offices, airports, restaurants, gymnasiums, music rooms, concert halls, bars, shopping malls, etc.

General Materials

Aluminum



Aluminum perforated metal sheets are lightweight and corrosion resistant. Multifarious brilliant colors are available after anodizing or coating.

Aluminum Model:
1060 aluminum, 3003/5005 aluminum alloy.

Galvanized steel



We adopt hot dipped galvanized steel as the general material. It can keep your facade panel from corrosion damaged for decades.

Steel Model:
AISI 1018/1144/12L14/8620, ASTM A36/A653/A366/A513.


Stainless steel



Austenitic stainless steel has the best process properties since its good plasticity. Martensitic stainless steel has a lower technological performance because of its higher hardness.

Stainless Steel Model:
304, 316, 430, 410, 301, 302, 303, 321, 347, 416, 420, 430, 440, etc.

Copper




Featured with its inherent nobleness touch, it offers the perforated panels more charming.

Copper Model:
110, 220, 230, 260, 268, 270, 335, 340, 342, 353, 443, 444, 445, 464, 465, 466, 467, 614, 705, 715, etc.

General Specification

- **Thickness**
Standard: 0.5-12 mm
Customize: can be up to 20 mm.
 - **Width:** 0.8-2.0 m.
 - **Length:** up to 11.8 m or in coils.
 - **Standard Size:**
1 m × 2 m, 1.22 m×2.44 m, 1.5 m× 3 m, etc.
 - **Hoe Diameter:** 5-100 mm.
- **Hole Arrangement:** straight, staggered.
 - **Opening Area:** 7% – 83%.
 - **Personalized Pattern Design:** available.
 - **Main Types:** safe margins or no-margins.
 - **End Types:** finished or unfinished.
 - **Fabrication Methods:** welded or lock seam.


Surface Treatment



Suitable material: carbon steel.

Hot Dipped Galvanized

Hot-dip galvanizing is the most widely used and cost-effective steel surface treatment method. It plays an invaluable and irreplaceable role in the corrosion resistance and energy saving of steel. The hot-dip galvanized perforated metal panel will not rust in a few years.



Suitable material: stainless steel.

2B/2D/2R Mill Finish

Mill finish refers to the surface texture (or finish) of metal after it is processed by a rolling mill, extrusion die or drawing. Or rather, it is the basic supply condition for all stainless steel panels products. The 2B surface is a bright cold-rolled surface that is very similar to the 2D surface.



Suitable material:
aluminum or aluminum alloys.

Anodizing

This is an electrolytic oxidation process in which the surfaces of aluminum or aluminum alloys are usually converted into an oxide film. Thereby improving the corrosion resistance, wear resistance and hardness of the metal plate. There are a variety of beautiful colors available.



Suitable material:
carbon steel, aluminum or aluminum alloys.

Powder Coated


Powder coating, a dry finishing process, is applied as a free-flowing, dry powder. The main categories of powder coating include thermosets and thermoplastics. As a result, it can create a hard finish that is tougher than conventional paint.



Suitable material:
aluminum or aluminum alloys.

Fluorine Carbon Spraying

Fluorocarbon coating is a high-grade spray coating. It has excellent performance of anti-fading, anti-blooming and anti-air pollution (acid rain, etc.), as well as strong crack & UV resistance and ability to withstand harsh weather conditions.



Rust paint


Rust paint is a retro and fashionable surface treatment method. Finished effect has a fine texture to form a natural texture of real metal corrosion. The rust painted perforated metal sheet has been used in bars, clubs, cafes, stadiums in recent years.

Hole Shapes

1

Round Hole

The most classic and proposed hole shape. It can blend into the surrounding environment naturally.



2

Square Hole


Well-regulated mesh arrangement. It has light weight and provides a larger opening area.



3

Triangular Hole


Triangles are synonymous with stability. It provides natural light & ventilation while maintaining privacy.



4

Slotted Hole


Slender and decorative hole shape. It provides greater air ventilation and passage than the round hole perforation.



5

Hexagonal Hole

Open area can be up to 80%. If you want to have a superb vision, it will be the best choice.




6

Decorative Hole

Showing picture is just a representation. There are virtually thousands of patterns provide for you.


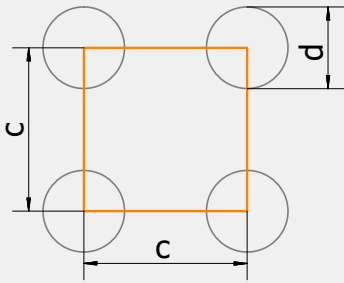




Round Hole (Straight Pattern)

Perforation diameter (d)
Center distance (c)

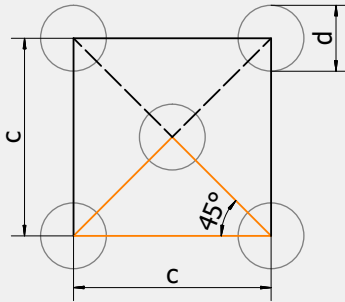
Open area (%) = $0.785 \times \frac{d^2}{c^2} \times 100$



Round Hole (45 °C Staggered)

Perforation diameter (d)
Center distance (c)

Open area (%) = $1.57 \times \frac{d^2}{c^2} \times 100$



d (mm)	c (mm)	Open area (%)
0.4	1.5	5.6
0.5	1.5	8.7
0.8	1.8	15.5
1	1.5	34.9
1	2	19.6
1.5	2.5	28.3
1.5	3	19.6
2	3	34.9
2	3.5	25.6
2	4	19.6
2.5	4	30.7
2.5	4.5	24.2
2.5	5	19.6
3	5	28.3
3	6	19.6
3	8	11.0
4	6	34.9
4	8	19.6
5	7	40.1
5	8	30.7
5	9	24.2
5	10	19.6
6	8	44.2
6	9	34.9
6	10	28.3
6	12	19.6
7	9	47.5
7	10	38.5
7	14	19.6


d (mm)	c (mm)	Open area (%)
8	10	50.2
8	12	34.9
8	16	19.6
9	12	44.2
9	18	19.6
10	12	54.5
10	14	40.1
10	20	19.6
11	13	56.2
11	15	42.2
12	14	57.7
12	16	44.2
12	18	34.9
12	24	19.6
14	16	60.1
14	18	47.5
14	20	38.5
15	20	44.2
15	30	19.6
16	20	50.2
16	22	41.5
16	32	19.6
17	22	46.9
17	25	36.3
18	22	52.5
18	25	40.7
18	26	37.6
19	25.4	43.9
19	28.5	34.9

d (mm)	c (mm)	Open area (%)
20	25	50.2
20	28	40.1
20	30	34.9
20	40	19.6
22	30	42.2
22	35	31.0
22	44	19.6
23	31.5	41.9
25	30	54.5
25	35	40.1
25	50	19.6
25.4	31.8	50.1
25.4	38.1	34.9
30	40	44.2
30	50	28.3
30	60	19.6
32	38	55.7
32	76	13.9
35	45	47.5
35	52	35.6
38.1	50.8	44.2
38.1	57.1	35.0
40	50	50.2
40	55	41.5
50	60	54.5
50	70	40.1
50.8	63.5	50.2
50.8	76.2	34.9
63.5	76.2	54.5

d (mm)	c (mm)	Open area (%)
0.8	2.5	16.1
2	6	17.4
2	7.5	11.2
2	8	9.8
2.5	8	15.3
3	8	22.1
3	12	9.8
3	14	7.2
3	27	1.9
3.2	8	25.1
3.6	8	31.8
4	8	39.3
4	12	17.4
4	45	1.2
5	9	48.5
5	12	27.3
5	14	20.0
5	20	9.8

d (mm)	c (mm)	Open area (%)
5	25	6.3
5	28	5.0
5	30	4.4
6	10	56.5
6	16	22.1
6	20	14.1
6	30	6.3
6.3	30	6.9
7	14	39.3
8	18	31.0
8	30	11.2
10	27	21.5
10	28	20.0
10	30	17.4
10	45	7.8
12	27	31.0
12	28	28.8
12	50	9.0


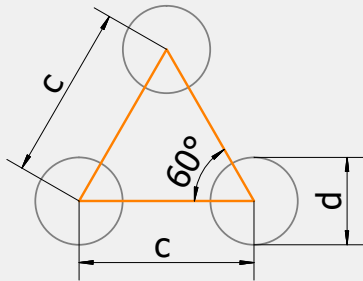
d (mm)	c (mm)	Open area (%)
13	40	16.6
14	30	34.2
14	32	30.1
14	34	26.6
15	34	30.6
15	40	22.1
16	34	34.8
16	40	25.1
16	45	19.8
16	90	5.0
18	34	44.0
18	56	16.2
20	40	39.3
20	50	25.1
26	50	42.5
32	60	44.7
40	72	48.5
50	92	46.4



Round Hole (60 °C Staggered)

Perforation diameter (d)
Center distance (c)

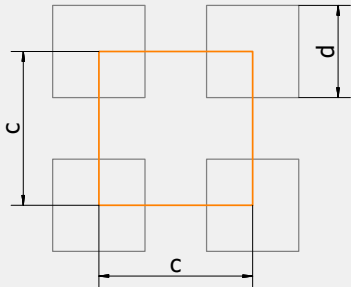
Open area (%) = $0.91 \times \frac{d^2}{c^2} \times 100$



Square Hole (Straight Pattern)

Perforation diameter (d)
Center distance (c)

Open area (%) = $\frac{d^2}{c^2} \times 100$



d (mm)	c (mm)	Open area (%)
0.4	1.5	6.5
0.5	1.5	10.1
0.6	1.2	22.8
0.8	1.5	25.9
1	2	22.8
1.2	2.5	21.0
1.5	2.5	32.8
1.5	3	22.8
1.6	2.5	37.3
1.6	3	25.9
1.6	3	25.9
1.8	2.5	47.2
1.8	3	32.8
2	3	40.4
2	3.5	29.7
2	4	22.8
2	5	14.6
2	5.5	12.0
2	14	1.9
2.25	3.5	37.6
2.25	4	28.8
2.5	3.5	46.4
2.5	3.6	43.9
2.5	4	35.5
2.5	5	22.8
2.5	6	15.8
2.5	9	7.0
3	4	51.2
3	4.5	40.4
3	5	32.8
3	6	22.8
3	7	16.7
3	10	8.2
3	12	5.7
3.2	4.5	46.0
3.2	4.76	41.1
3.2	5	37.3
3.2	7	19.0
3.5	5	44.6
3.6	5	47.2

d (mm)	c (mm)	Open area (%)
3.6	5.5	39.0
3.6	6	32.8
3.6	7	24.1
4	5	58.2
4	6	40.4
4	7	29.7
4	8	22.8
4	8	22.8
4	12.5	9.3
4.5	6	51.2
4.5	6.5	43.6
4.5	7	37.6
4.5	8	28.8
4.5	15	8.2
5	6	63.2
5	7	46.4
5	7	46.4
5	8	35.5
5	9	28.1
5	10	22.8
5	12	15.8
5	19.5	6.0
5.5	8	43.0
5.5	9	34.0
5.5	10	27.5
6	7	66.9
6	8	51.2
6	10	32.8
6	12	22.8
6	12	22.8
6	16	12.8
6	17.5	10.7
6.2	7.5	62.2
6.3	9	44.6
6.3	12	25.1
6.4	12	25.9
6.5	9	47.5
6.5	24	6.7
7	9	55.0
7	10	44.6
7	11	36.9


d (mm)	c (mm)	Open area (%)
7	11.25	35.2
7	14	22.8
7	20	11.1
8	10	58.2
8	10.6	51.8
8	11	48.1
8	11.25	46.0
8	12	40.4
8	13.5	32.0
8	15	25.9
8	16	22.8
8	20	14.6
8	31.2	6.0
9	12	51.2
9	18	22.8
10	12	63.2
10	13	53.8
10	13.5	49.9
10	14	46.4
10	15	40.4
10	17.5	29.7
10	18	28.1
10	18	28.1
10	20	22.8
10	22	18.8
10	25	14.6
11	16	43.0
11	17	38.1
12	14	66.9
12	15	58.2
12	16	51.2
12	18	40.4
12	19.5	34.5
12	20	32.8
12	22	27.1
12	26	19.4
13	18	47.5
13	30	17.1
14	20	44.6
14	22	36.9
14	26	26.4
14	30	19.8
15	20	51.2

d (mm)	c (mm)	Open area (%)
15	21	46.4
15	24	35.5
16	18	71.9
16	20	58.2
16	24	40.4
16	30	25.9
16	35	19.0
17	20	65.7
17	22	54.3
18	22	60.9
18	24	51.2
19	22	67.9
19	25.4	50.9
19.5	28	44.1
20	28	46.4
20	30	40.4
20	35	29.7
21	30	44.6
22	30	48.9
22	32	43.0
22	80	6.9
22	96	4.8
23	35	39.3
24	35	42.8
25	30	63.2
25	35	46.4
25	50	22.8
25.4	38.1	40.4
29	45	37.8
30	38	56.7
30	40	51.2
30	45	40.4
32	45	46.0
35	47	50.5
35	50	44.6
40	56	46.4
45	64	45.0
50	65	53.8
50	80	35.5
50.8	63.5	58.2
60	128	20.0
65	90	47.5

d (mm)	c (mm)	Open area (%)
2	4	25.0
3	5	36.0
3	6	25.0
4	7	32.7
4	8	25.0
5	7	51.0
5	7.5	44.4
5	8	39.1
5	10	25.0
5	14	12.8
5	15	11.1
5	16	9.8
5	20	6.3
5.5	8	47.3
6	7	73.5
6	9	44.4
6	10	36.0
8	10	64.0
8	12	44.4
8	14	32.7
8	15	28.4
8	20	16.0
8	24	11.1
8	28	8.2
8	29	7.6
9	13.5	44.4
10	12	69.4
10	13	59.2
10	13.5	54.9
10	14	51.0
10	15	44.4
10	16	39.1
10	20	25.0

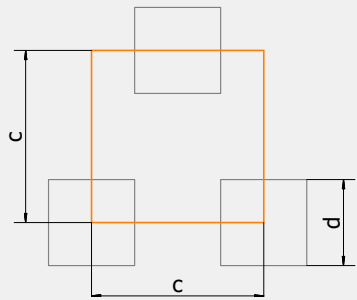
d (mm)	c (mm)	Open area (%)
10	24	17.4
10	26	14.8
10	27	13.7
10	34	8.7
10	38	6.9
10	50	4.0
11	15	53.8
12	17	49.8
12	18	44.4
12	30	16.0
13	18	52.2
15	20	56.3
15	21	51.0
15	23	42.5
15	24	39.1
15	32	22.0
15	45	11.1
16	20	64.0
16	25	41.0
18	24	56.3
18	38	22.4
19	26	53.4
20	26	59.2
20	28	51.0
20	30	44.4
20	32	39.1
20	40	25.0
20	50	16.0
20	52	14.8
20	56	12.8
22	28	61.7
22	30	53.8
22	56	15.4

d (mm)	c (mm)	Open area (%)
22.4	28	64.0
25	28.5	76.9
25	34	54.1
25	35	51.0
25	36	48.2
25	45	30.9
25	50	25.0
25	56	19.9
25	64	15.3
25	68	13.5
25	70	12.8
25	72	12.1
30	35	73.5
30	36	69.4
30	40	56.3
30	76	15.6
33	60	30.3
35	40	76.6
35	60	34.0
35	90	15.1
36	102	12.5
39	49	63.3
40	44	82.6
40	50	64.0
40	55	52.9
40	72	30.9
40	100	16.0
43	50	74.0
44.5	52	73.2
45	78	33.3
50	65	59.2
50	92	29.5



Square Hole (Staggered Pattern)


Perforation diameter (d)
Center distance (c)
 $\text{Open area (\%)} = \frac{d^2}{c^2} \times 100$



d (mm)	c (mm)	Open area (%)
3	6	25
4	8	25
5	10	25
6.3	12.5	25
8	12	44.5

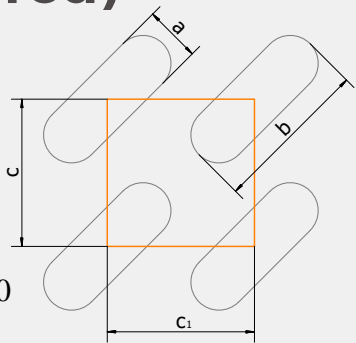
d (mm)	c (mm)	Open area (%)
8	14	33
10	16	39
11	24	21
12	18	44
15	21	51

d (mm)	c (mm)	Open area (%)
18	24	56
20	28	50.5
25	36	48
30	40	56
31.5	40	62
35	45	60



Slotted Hole (Staggered)


Short edge (a)
Edge length (b)
Vertical center distance (c)
Horizontal center distance (c₁)
 $\text{Open area (\%)} = 2 \times \frac{a \times b - 0.215 \times a^2}{c \times c_1} \times 100$



a × b (mm)	c × c ₁ (mm)	Open area (%)
1 × 15	6 × 24	20.5
1 × 15	6 × 20	24.6
2.2 × 25	10 × 30	36.0
2.5 × 25	10 × 30	40.8
3 × 30	15 × 40	29.4
3 × 35	15 × 40	34.4
3 × 60	18 × 68	29.1
4 × 25	16 × 30	40.2
4 × 28	35 × 35	17.7
4 × 57	18 × 68	36.7
5 × 15	20 × 20	34.8

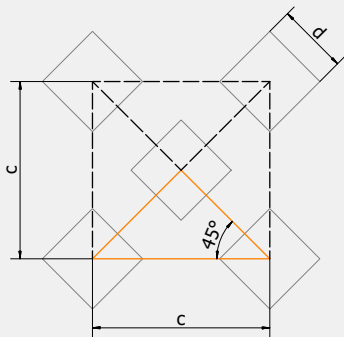
a × b (mm)	c × c ₁ (mm)	Open area (%)
5 × 15	9 × 40	38.7
5 × 35	18 × 40	47.1
6 × 15	22 × 20	37.4
6 × 25	22 × 30	43.1
6 × 40	20 × 40	58.1
6.3 × 25	17 × 35	50.1
7 × 35	26 × 40	45.1
8 × 20	26 × 32	35.2
8 × 35	14 × 82	46.4
9 × 35	32 × 40	46.5
10 × 20	40 × 30	29.8

a × b (mm)	c × c ₁ (mm)	Open area (%)
10 × 30	32 × 35	49.7
10 × 35	32 × 40	51.3
10 × 40	16 × 92	51.4
10 × 60	50 × 68	34.0
10 × 65	18 × 150	46.6
12 × 20	44 × 30	31.7
12 × 35	35 × 80	27.8
14 × 35	36 × 80	31.1
14 × 65	24 × 150	48.2
16 × 35	42 × 80	30.1
16 × 40	24 × 96	50.8
18 × 65	28 × 150	52.4



Square Hole (45 °C Staggered)


Perforation diameter (d)
Center distance (c)
 $\text{Open area (\%)} = 2 \times \frac{d^2}{c^2} \times 100$



d (mm)	c (mm)	Open area (%)
3	7.5	32.0
4	10	32.0
5	12	34.7
6	14	36.7
6	16	28.1
6.3	16	31.0
7	18	30.2
8	20	32.0
8	24	22.2
10	22.5	39.5
10	24	34.7
12	24	50.0
12	25.5	44.3
12	27	39.5
14	28	50.0
14	28.3	48.9

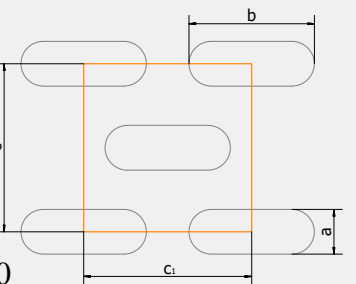
d (mm)	c (mm)	Open area (%)
14	31	40.8
14	32	38.3
15	29.7	51.0
15	30	50.0
16	30	56.9
16	32	50.0
18	40	40.5
19	40	45.1
20	40	50.0
20	55	26.4
21	40	55.1
22.4	46	47.4
23	46	50.0
25	44	64.6
25	50	50.0
30	54	61.7

d (mm)	c (mm)	Open area (%)
30	60	50.0
30	65	42.6
31.5	60	55.1
32	60	56.9
34	60	64.2
35	60	68.1
35	63.6	60.6
40	72	61.7
45	74	74.0
45	78	66.6
50	92	59.1
55	102	58.2
60	114	55.4
100	170	69.2
120	230	54.4



Slotted Hole (45 °C Staggered)


Short edge (a)
Edge length (b)
Vertical center distance (c)
Horizontal center distance (c₁)
 $\text{Open area (\%)} = 2 \times \frac{a \times b - 0.215 \times a^2}{c \times c_1} \times 100$



a × b (mm)	c × c ₁ (mm)	Open area (%)
8 × 40	44 × 22	31.6
8 × 45	44 × 22	35.8
8 × 56	54 × 54	14.9

a × b (mm)	c × c ₁ (mm)	Open area (%)
10 × 25	26 × 26	33.8
10 × 30	25 × 25	44.6
10 × 30	30 × 30	30.9

a × b (mm)	c × c ₁ (mm)	Open area (%)
10 × 56	54 × 27	36.9
12 × 39	38 × 38	30.3
16 × 60	80 × 50	22.6
20 × 45	42 × 42	46.1



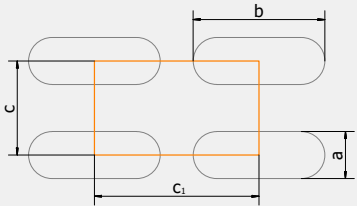
Slotted Hole (Straight Pattern)

Short edge (a)

Edge length (b)

Vertical center distance (c)

Horizontal center distance (c₁)




Open area (%) = $2 \times \frac{a \times b - 0.215 \times a^2}{c \times c_1} \times 100$

a × b (mm)	c × c ₁ (mm)	Open area (%)
2 × 20	8 × 26	18.8
3 × 25	8 × 29	31.5
4 × 12	8 × 16	34.8
4 × 25	16 × 50	12.1
4 × 28	10 × 34	31.9
4 × 57	18 × 68	18.3
5 × 25	10 × 29	41.3
5 × 25	16 × 34	22.0
5 × 26	7 × 30	53.6
5 × 30	10 × 34	42.5
5 × 34	16 × 39	24.8

a × b (mm)	c × c ₁ (mm)	Open area (%)
5 × 45.5	20 × 70	14.3
6 × 35	24 × 42	20.1
6 × 38	11 × 52	38.5
6 × 50	24 × 58	21.0
7 × 25	18 × 35	26.1
8 × 40	14 × 92	23.8
10 × 20	40 × 30	14.9
10 × 40	16 × 92	25.7
10 × 60	50 × 68	17.0
12 × 35	22 × 45	39.3
12 × 40	18 × 92	27.1

a × b (mm)	c × c ₁ (mm)	Open area (%)
12 × 65	20 × 146	25.7
16 × 28	24 × 76	21.5
16 × 32	24 × 80	23.8
16 × 36	48 × 44	24.7
16 × 60	28 × 150	21.5
20 × 40	28 × 50	51.0
20 × 40	28 × 48	53.1
24 × 50	36 × 58	51.5
24 × 74	38 × 84	51.8
30 × 60	70 × 250	9.2
40 × 60	100 × 72	28.6
40 × 100	80 × 375	12.2

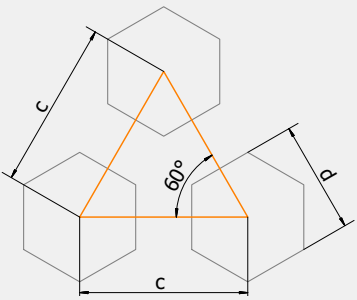


Hexagonal Hole (60 °C Staggered)

Perforation diameter (d)

Center distance (c)

Open area (%) = $\frac{d^2}{c^2} \times 100$




d (mm)	c (mm)	Open area (%)
8	10.5	58.1
8	12	44.4
10	15	44.4
10	18	30.9
10	28	12.8
12	16	56.3


d (mm)	c (mm)	Open area (%)
14	21	44.4
16	21	58.1
16	34	22.1
18	25	51.8
20	26	59.2
20	28	51.0

a × b (mm)	c × c ₁ (mm)	Open area (%)
22	30	53.8
25	35	51.0
30	44	46.5
32	40	64.0
35	48	53.2
36	48	56.3
50	65	59.2


Patterns




Round




Square




Hexagonal




Triangular




Slotted



Pentagram




Inscribed




Star

Patterns


Patterns




Rhombus




Window




Figure




Linkline




Cross




Floral




Ornamental




Wintersweet




Spots




Egyptian




Circle link




Lattice




Staggered




Curtain




Circular



4 bar




Wave




Cymophane

Open Area


Take round hole (60 °C staggered) for example.




Perforation diameter (d): **2.8 mm**
Center distance (c): **7 mm**
Open area: **1.4%**




Perforation diameter (d): **3.2 mm**
Center distance (c): **7 mm**
Open area: **19.0%**




Perforation diameter (d): **3.6 mm**
Center distance (c): **7 mm**
Open area: **24.1%**




Perforation diameter (d): **5.5 mm**
Center distance (c): **10 mm**
Open area: **27.5%**




Perforation diameter (d): **4 mm**
Center distance (c): **6 mm**
Open area: **40.4%**




Perforation diameter (d): **5 mm**
Center distance (c): **7 mm**
Open area: **46.4%**




Perforation diameter (d): **5.5 mm**
Center distance (c): **8 mm**
Open area: **43%**




Perforation diameter (d): **5 mm**
Center distance (c): **6 mm**
Open area: **63.2%**




Perforation diameter (d): **10 mm**
Center distance (c): **25 mm**
Open area: **14.6%**




Perforation diameter (d): **14 mm**
Center distance (c): **20 mm**
Open area: **44.6%**




Perforation diameter (d): **16 mm**
Center distance (c): **30 mm**
Open area: **25.9%**




Perforation diameter (d): **19.5 mm**
Center distance (c): **28 mm**
Open area: **44.1%**




Perforation diameter (d): **22 mm**
Center distance (c): **32 mm**
Open area: **43.0%**



Perforation diameter (d): **29 mm**
Center distance (c): **45 mm**
Open area: **37.8%**




Perforation diameter (d): **35 mm**
Center distance (c): **50 mm**
Open area: **44.6%**




Perforation diameter (d): **45 mm**
Center distance (c): **64 mm**
Open area: **45.0%**

Hole Finishing


Take round hole and square hole for example.




Unfinished – Round



Finished – Round




Unfinished – Square




Finished – Square

Edge Finishing


Take round hole for example.



safe margins



lack of margins



no-margins

Process



We can CNC punch the architectural decorative panels from stainless steel, galvanized steel and aluminum as well as copper and brass. Simple shapes include square, round or hexagonal can be formed directly on the sheet. And complex patterns can combine different holes shapes and sizes on one metal plate at high producing speed.

Advantage


- High efficiency production..
- Various patterns, accurate hole size.
- Increased throat deep and working area.
- Can be painted, galvanized or polished.

Parameters

Basic Parameters of CNC Punching Perforated Metal Panels			
Panel Size (m)	Panel Thickness (mm)	Punching Speed	Perforation Diameter (mm)
W × L	Max.	Up to 3000 strokes/ minute (high marking mode)	Max.
1.5 × 3	8		89
1.27 × 2.5	8		89
1.5 × 2.25	8		89

*Bespoke orders are acceptable for various imaginable designs.

Process



We adopt a high power density laser beam to irradiate the materials. As the laser beam moves over the sheet, the hole continuously forms a slit having a narrow width (e.g., about 0.1 mm) to complete the cutting of the material.

Advantage

- Material saving, low production cost...
- Ideal for all kinds of metal based materials.
- Detailed and precise cutting patterns.
- Zero damage to materials during cutting.

Parameters

Basic Parameters of Laser Cutting Perforated Metal Panels			
Panel Size (m)	Panel Thickness (mm)		
W × L	Aluminum	Steel	Stainless Steel
2.5 × 4	0.5-12	0.5-25	0.5-20
1.5 × 3	0.5-5	0.5-15	0.5-6
1.5 × 4	0.5-8	0.5-20	0.5-12

*Bespoke orders are acceptable for various imaginable designs.

Application Field

Our products have extremely broadly applications. Artists love to apply these dynamic metal sheets to churches, offices, airports, restaurants, gymnasiums, music rooms, concert halls, bars, shopping malls, etc.

